

**EVALUATION REPORT OF
METAL SALES MANUFACTURING CORPORATION
'2.5" CORRUGATED PANEL'**


**FLORIDA BUILDING CODE 5TH EDITION (2014)
FLORIDA PRODUCT APPROVAL
FL 14645.1-R2
ROOFING
METAL ROOFING**

**Prepared For:
Metal Sales Manufacturing Corporation
545 South 3rd Street, Suite 200
Louisville, KY 40202
Telephone: (502) 855-4300
Fax: (502) 855-4290**

**Prepared By:
Bala Sockalingam, Ph.D., P.E.
Florida Professional Engineer #62240
1216 N Lansing Ave., Suite C
Tulsa, OK 74106
Telephone: (918) 492-5992
FAX: (866) 366-1543**

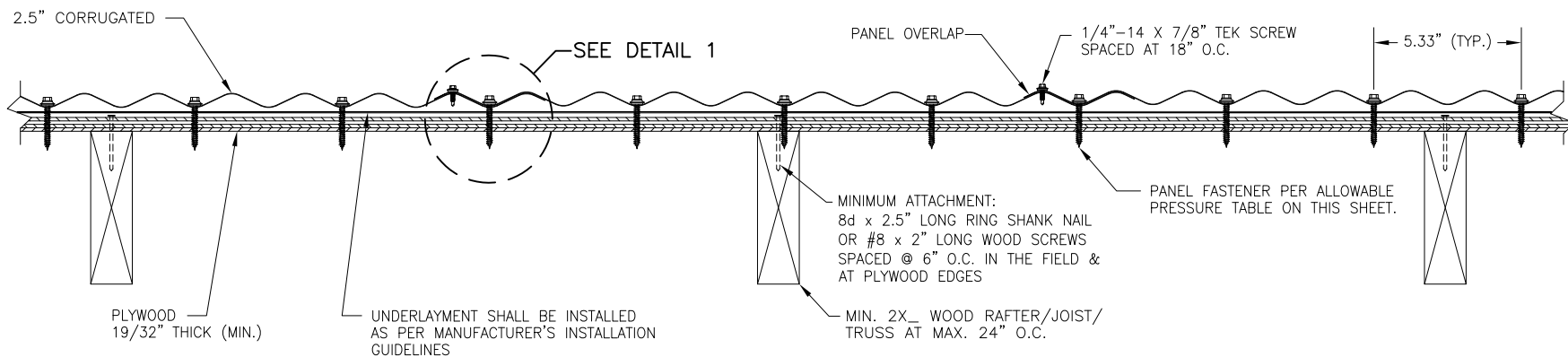
**This report consists of
Evaluation Report (3 Pages including cover)
Installation Details (1 Page)**

**Report No. C2010-1
Date: 3.27.15**

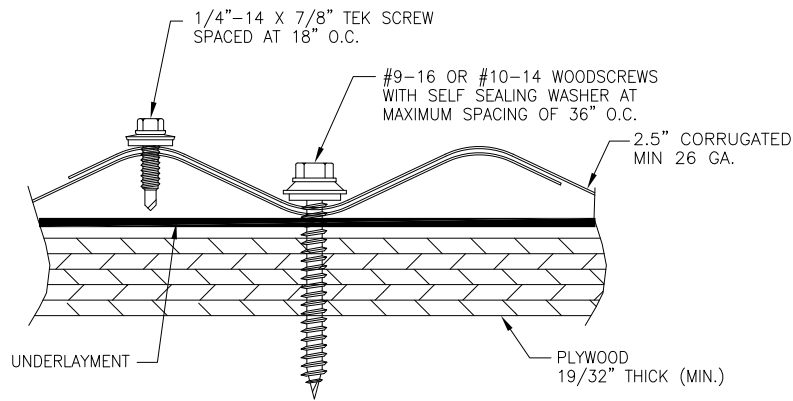


Manufacturer:	Metal Sales Manufacturing Corporation
Product Name:	2.5" Corrugated
Panel Description:	21.33" wide coverage with (10) 1/2" high ribs spaced at approximately 2-5/8" o.c.
Materials:	Min. 26 ga., 80 ksi steel or min. 24 ga., 50 ksi steel. Galvanized coated steel (ASTM A653) or Galvalume coated steel (ASTM A792) or painted steel (ASTM A755).
Deck Description:	Min. 19/32" thick plywood for new and existing constructions. Designed and installed as per FBC 2014.
Deck Attachment: (Minimum)	8d x 2.5" long ring shank nails or #8 x 2" long wood screws @ 6" o.c. in the plywood field and edges
Underlayment:	Minimum underlayment as per FBC 2014 Section 1507.4.5.1
Slope:	1/2:12 or greater in accordance with FBC 2014 Section 1507.4.2
Design Uplift Pressure: (Factor of Safety = 2)	82.3 psf @ fastener spacing of 36" o.c. 86.0 psf @ fastener spacing of 12" o.c.
Fastener Pattern: Type:	#9-16 or #10-14 hex head wood screws with sealed washer. Fastener shall be of sufficient length to penetrate through the deck a minimum of 3/8".
At panel ends and intermediate locations	@ 5.33" o.c. across panel width (every other valley)
Sidelap Attachment:	1/4"-14 x 7/8" long SDS with washer @ 18" o.c.
Test Standards:	Roof assembly tested in accordance with TAS 125-03 'Standard Requirements for Metal Roofing Systems'.
Code Compliance:	The product described herein has demonstrated compliance with FBC 2014 Section 1507.4
Product Limitations:	Design wind loads shall be determined for each project in accordance with FBC 2014 Section 1609 or ASCE 7-10 using allowable stress design. The maximum fastener spacing listed herein shall not be exceeded. This evaluation report is not applicable in High Velocity Hurricane Zone. Fire classification is not within scope of this Evaluation Report. Refer to FBC 2014 Section 1505 and current approved roofing materials directory or ASTM E108/UL790 report from an accredited laboratory for fire ratings of this product.

Supporting Documents: TAS 125 Test Reports
Farabaugh Engineering and Testing Inc
Project No. T215-05, Reporting Date 11/4/05



TYPICAL PANEL INSTALLATION X-SECTION



DETAIL 1

ALLOWABLE UPLIFT PRESSURE

FASTENER SPACING (IN)	PRESSURE (PSF)
36	82.3
12	86.0

GENERAL NOTES:

1. ARCHITECTURAL ROOF PANEL HAS BEEN DESIGNED IN ACCORDANCE WITH THE FLORIDA BUILDING CODE (FBC).
2. ALL ROOF PANELS ARE SHALL BE 26 GA. (t = 0.0162"). EFFECTIVE COVERING WIDTH OF PANEL = 21.66".
3. THE ROOF PANELS SHALL BE INSTALLED OVER SHEATHING & STRUCTURE AS SPECIFIED ON THIS DRAWING.
4. REQUIRED DESIGN WIND LOADS SHALL BE DETERMINED FOR EACH PROJECT. THIS PANEL SYSTEM MAY NOT BE INSTALLED WHEN THE REQUIRED DESIGN WIND LOADS ARE GREATER THAN THE ALLOWABLE WIND LOADS SPECIFIED ON THIS DRAWING.
5. ALL FASTENERS MUST BE IN ACCORDANCE WITH THIS DRAWING & THE FLORIDA BUILDING CODE. IF A DIFFERENCE OCCURS BETWEEN THE MINIMUM REQUIREMENTS OF THIS DRAWING & THE CODE, THE CODE SHALL CONTROL.
6. RAFTERS/JOISTS/TRUSSES MUST BE DESIGNED TO WITHSTAND WIND LOADS AS REQUIRED FOR EACH APPLICATION AND ARE THE RESPONSIBILITY OF OTHERS.

DRAWN BY: B.S.	CHECKED BY: D.S.	PLOT: 1=1	DATE: 3/25/15
DATE	BY	REVISION DESCRIPTION	NO.
<p>DRAWING TITLE 2.5" CORRUGATED PANEL</p> <p>CONSULTANTS BALA SOCKALINGAM, PH.D., P.E.</p> <p>MANUFACTURER METAL SALES MANUFACTURING CORP. 545 SOUTH 3RD ST., SUITE 200 LOUISVILLE, KY 40202 502-855-4300</p> <p>1216 N. LANGING AVE., SUITE C TULSA, OK 74106 PHONE: 918-492-3992 FAX: 866-366-1543</p>			
DRAWING NO. 2010-1		REV.	
SHEET NO. 1		OF 1	