

**EVALUATION REPORT OF
METAL SALES MANUFACTURING CORPORATION
'24 GA. SEAM-LOC 24 PANEL WITH S-5 CLAMPS'**


**FLORIDA BUILDING CODE 5TH EDITION (2014)
FLORIDA PRODUCT APPROVAL
FL 10999.9-R2
STRUCTURAL COMPONENTS
ROOF DECK**

**Prepared For:
Metal Sales Manufacturing Corporation
545 South 3rd Street, Suite 200
Louisville, KY 40202
Telephone: (502) 855-4300
Fax: (502) 855-4290**

**Prepared By:
Bala Sockalingam, Ph.D., P.E.
Florida Professional Engineer #62240
1216 N Lansing Ave., Suite C
Tulsa, OK 74106
Telephone: (918) 492-5992
FAX: (866) 366-1543**

**This report consists of
Evaluation Report (2 Pages including cover)
Installation Details (1 Page)**

**Report No. C2000-9
Date: 3.25.15**



Manufacturer: Metal Sales Manufacturing Corporation

Product Name: Seam-Loc 24

Panel Description: Standing seam panel with max. 24" wide coverage and 2-5/8" high ribs

Materials: Min. 24 ga., 50 ksi steel. Galvanized coated steel (ASTM A653) or Galvalume coated steel (ASTM A792) or painted steel (ASTM A755)

Support Description: Min. 16 ga., 50 ksi steel section (Must be designed by others)

Slope: 1/4:12 or greater in accordance with FBC 2014 Section 1507.4.2

Design Uplift Pressure: 53.5 psf @ support spacing of 60" o.c.
130.9 psf @ support spacing of 24" o.c.

Panel Attachment: NC 3400 clip with (2) 1/4"-14 x 1-1/2" long SDS per clip

Clamp Attachment: S-5 clamp at each clip location


Test Standards: Roof assembly tested in accordance with ASTM E1592-01 'Test Method for Structural Performance of Sheet Metal Roof and Siding Systems by Uniform Static Air Pressure Difference' and FM 4470 Section 5.5 'Resistance to Foot Traffic'.

Code Compliance: The product described herein has demonstrated compliance with FBC 2014 Section 1507.4

Product Limitations: Design wind loads shall be determined for each project in accordance with FBC 2014 Section 1609 or ASCE 7-10 using allowable stress design. The maximum support spacing listed herein shall not be exceeded. The design uplift pressure for reduced support spacing may be computed using rational analysis prepared by a Florida Professional Engineer. This evaluation report is not applicable in High Velocity Hurricane Zone. Fire classification is not within scope of this Evaluation Report. Refer to FBC 2014 Section 1505 and current approved roofing materials directory or ASTM E108/UL790 report from an accredited laboratory for fire ratings of this product.

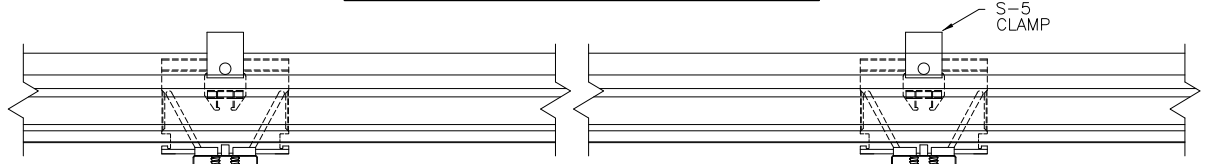
Supporting Documents: ASTM E1592 Test Reports
ENCON Technology Inc.
Project No. C1466-2, Reporting Date 3/31/06

FM 4470 Test Report
ENCON Technology Inc
C1587-5, Reporting Date 6/30/08



MIN 16 GA., 50 KSI STEEL
(DESIGN BY OTHERS)

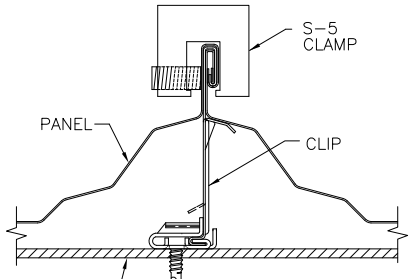
TYPICAL PANEL INSTALLATION X-SECTION



MIN 16 GA., 50 KSI STEEL
(DESIGN BY OTHERS)

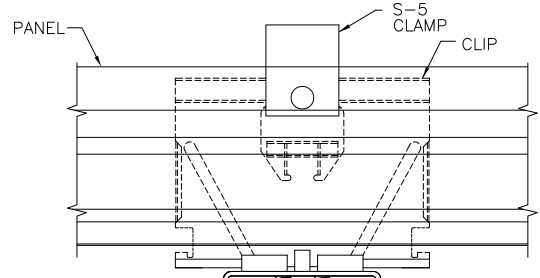
MAX 60" O.C.
SPACING PER ALLOWABLE
PRESSURE TABLE ON THIS
SHEET.

TYPICAL SIDE VIEW



MIN 16 GA., 50 KSI STEEL
(DESIGN BY OTHERS)

CLIP SECTION VIEW



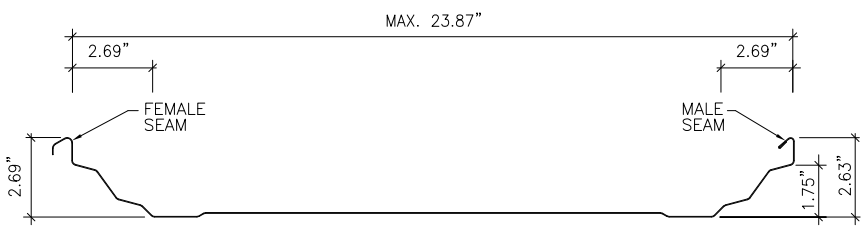
MIN 16 GA., 50 KSI STEEL
(DESIGN BY OTHERS)

CLIP SIDE VIEW

ALLOWABLE UPLIFT PRESSURE

CLIP & CLAMP SPACING	PRESSURE (PSF)
60"	53.5
24"	130.9

DETAIL 1



PANEL SECTION
(MIN 24 GA.)

GENERAL NOTES:

1. STRUCTURAL ROOF PANEL HAS BEEN DESIGNED IN ACCORDANCE WITH THE FLORIDA BUILDING CODE (FBC).
2. ROOF PANELS SHALL BE 24 GA. (t = 0.022"). EFFECTIVE COVERING WIDTH OF PANEL = 24".
3. THE ROOF PANELS SHALL BE INSTALLED OVER STRUCTURE AS SPECIFIED ON THIS DRAWING.
4. REQUIRED DESIGN WIND LOADS SHALL BE DETERMINED FOR EACH PROJECT. THIS PANEL SYSTEM MAY NOT BE INSTALLED WHEN THE REQUIRED DESIGN WIND LOADS ARE GREATER THAN THE ALLOWABLE WIND LOADS SPECIFIED ON THIS DRAWING.
5. CLIPS AND FASTENERS MUST BE IN ACCORDANCE WITH THIS DRAWING & FLORIDA BUILDING CODE. IF A DIFFERENCE OCCURS BETWEEN THE MINIMUM REQUIREMENTS OF THIS DRAWING & THE CODE, THE CODE SHALL CONTROL.
6. PURLINS/JOISTS/TRUSSES MUST BE DESIGNED TO WITHSTAND WIND LOADS AS REQUIRED FOR EACH APPLICATION AND ARE THE RESPONSIBILITY OF OTHERS.

DRAWN BY: B.S.	CHECKED BY: D.S.	PLOT:	DATE: 3/20/15
DATE:			
BY:			
REVISION DESCRIPTION:			
NO:			
DRAWING TITLE 24 GA. SEAM-LOC 24 STANDING SEAM ROOF PANEL			
CONSULTANTS BALA SOCKALINGAM, PH.D., P.E.		MANUFACTURER METAL SALES MANUFACTURING CORP.	
1216 N LANSING AVE., SUITE C LOUISVILLE, KY 40202 PHONE: 918-482-5992 FAX: 866-366-1543		545 SOUTH 3RD ST., SUITE 200 LOUISVILLE, KY 40202 502-855-4300	
DRAWING NO. 2000-9	REV.		
PAGE NO. 1	OF	1	